



KOGNITIV SPARK

RemoteSpark Palm Panel

RemoteSpark 2.x

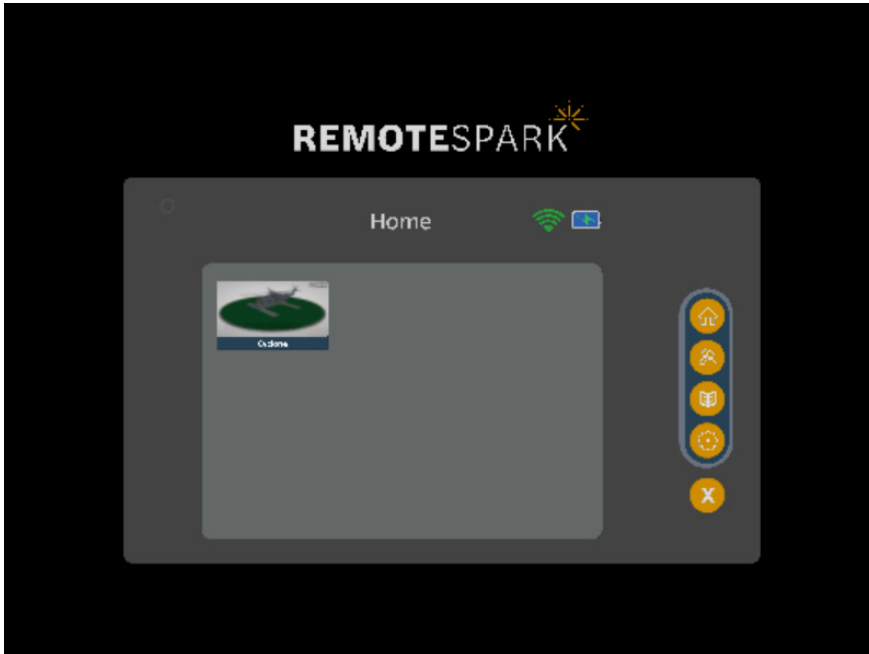
Palm Panel

The RemoteSpark Palm Panel is where users can find their contacts, access their libraries, and RemoteSpark settings.

To launch the Palm Panel, hold your hand out at arm's length with your palm facing the HoloLens. Or, use the Show Panel voice command.

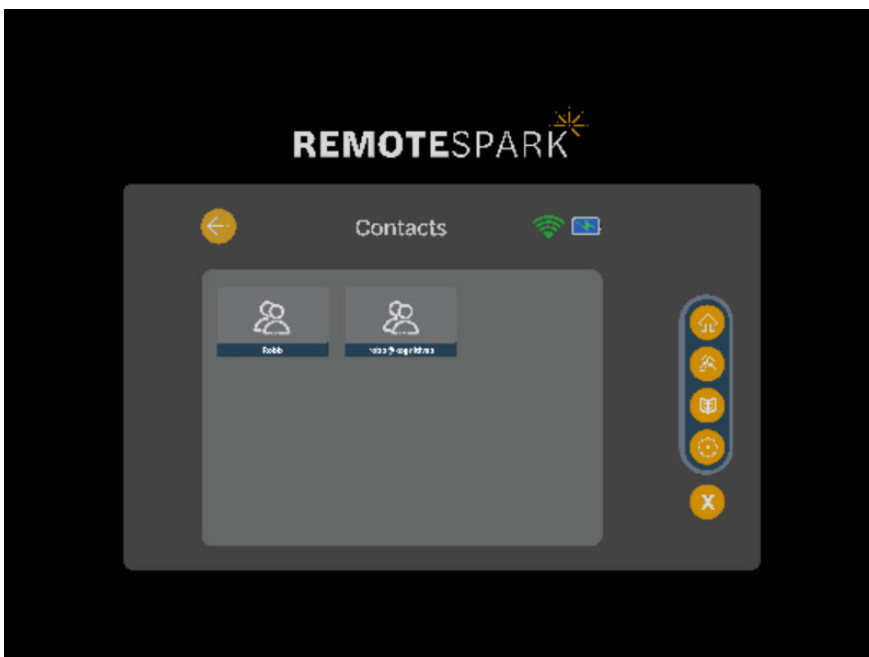
Home

On the Home screen users will find any assets that they have previously Favourited.



Contacts

On the Contacts screen users will find any users that they have previously connected to or any pending invitations. On the HoloLens, to invite new users, please visit the Settings screen of RemoteSpark.



Library

The Library allows users to access assets from the following libraries:

Personal

Within the Personal library users can find My Photos as well as any assets previously loaded into their Personal library on the PC. Users can create subfolders on the PC to further organize their assets.

Organization

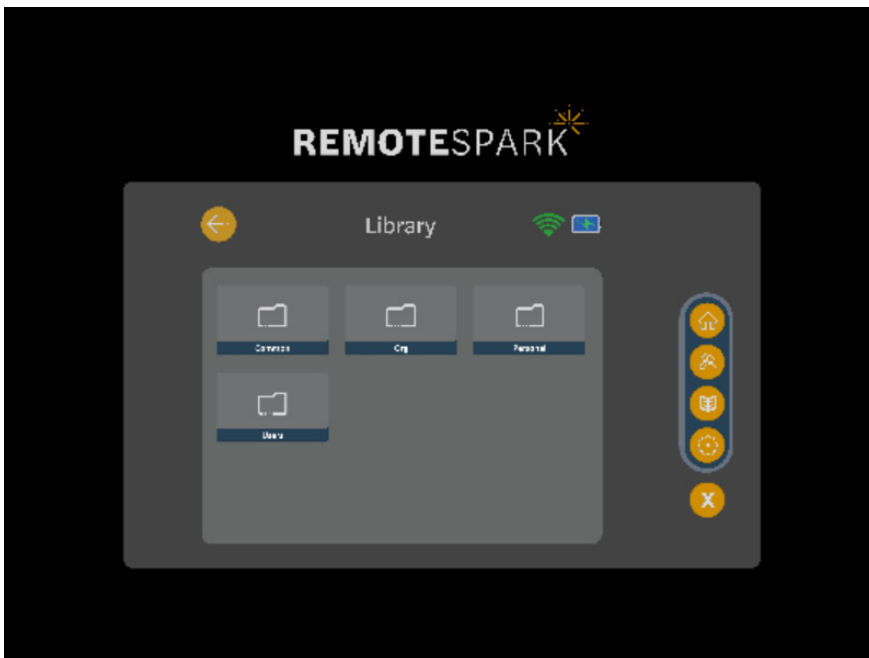
Within the Organization library users can find any assets shared by their organization. This library is managed in the web dashboard by the organization administrator.

Common

Within the Common library users can find training assets provided by Kognitiv Spark.

Users

Within the Users library users can find folders of assets that have been previously shared by other users. These folders are organized by the other user's name.



Settings

On the Settings screen users can find information about their device and their own account, they can also find their Device ID and Instance ID (both useful for troubleshooting should the need arise to contact Kognitiv Spark), the ability to close the application, the ability to log out of the application, the Mini Map toggle, and the ability to enable effects when loading holograms.

